

You will need a...

Computer, laptop, tablet, or smartphone

- Reliable internet
- Working audio or speaker
- Microphone
- Camera (optional but recommended)



OR

Phone

This will allow you to join by phone call.

Zoom features such as video, chat, and screenshare will not be available.



To join a meeting...

By computer, laptop, tablet, smartphone

Click the provided hyperlink on your device. It will look like this:

Join Zoom Meeting
<http://zoom.us/j/1234567890>

You will be prompted to download Zoom if you haven't already.


You may need to grant access to your video, camera, audio, and microphone.

By phone

Dial the local number and enter the meeting ID when prompted.

It will look like this:

Dial by your location
+ 1 647 284 9083
+1 298 094 3847
Meeting ID: 123 456 7890

Press

To mute &
unmute



Adapted from Baycrest

Zoom features



Mute/unmute

Mute yourself when not speaking.



Start/stop video

Keep video on to make the meeting more personal.



Gallery and speaker view

Choose between seeing one speaker and everyone on the call.



Chat

Message the group to share links or ask questions.

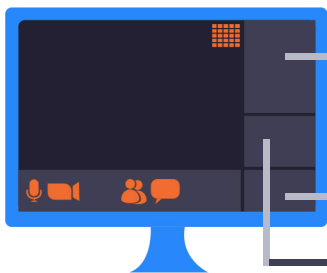



Participants

View the list of everyone in the call or meeting.


Zoom features

Computer



The participant list opens when you click the  icon.

Type here to chat.

The chat window opens when you click the  icon.

Phone



Swipe:



Right to mute



Left to view gallery

Tablet

The chat is located under the “more” (...) option.

